


Downloading Actian PSQL v12 SP1

A White Paper From



**GOLDSTAR
SOFTWARE**

www.GoldstarSoftware.com

For more information, see our web site at
<http://www.goldstarsoftware.com>

Downloading Actian PSQL v12 SP1

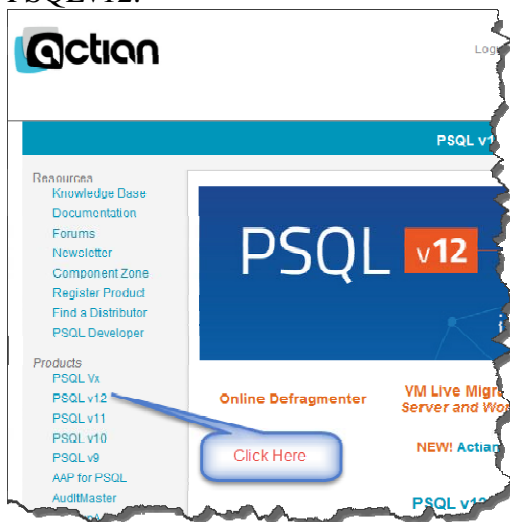
Last Updated: 8/30/2016

Actian's web site is not the most intuitive web site that has been created, so we have created these directions to help you download the proper files for your PSQLv12 environment. Please note that this is a paid upgrade from previous versions, so if you do not yet have a license for PSQLv12, please contact Goldstar Software for information on the pricing of this upgrade.

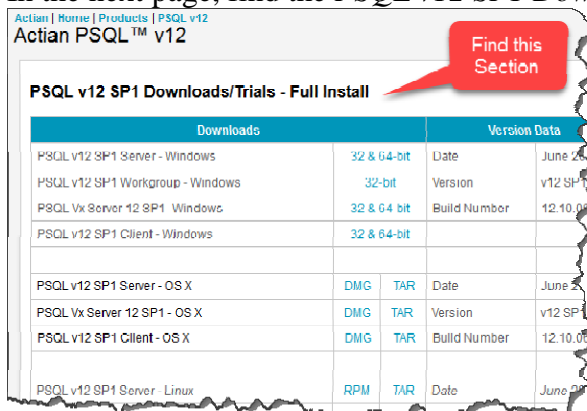
Download the Latest Installation File

You must FIRST download the Pervasive PSQL v12 installation files.

1. Use your web browser to go to www.pervasivedb.com and click on the link for PSQLv12.



2. In the next page, find the *PSQL v12 SP1 Downloads/Trials – Full Install* section.



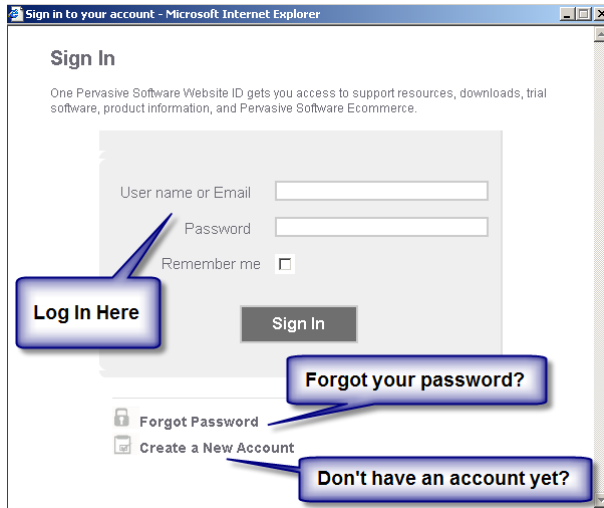
3. Now, click on the link to download the version you need. If you need a Workgroup Engine, click on the blue **32-bit** link next to *PSQL v12 SP1 Workgroup*. If you need a PSQL v12 Server Engine, click on the blue **32 & 64-bit** link next to the *PSQL v12 SP1 Server – Windows* line. If you need a PSQL Vx Server 12 Engine, click on the blue **32 & 64-bit** link next to the *PSQL Vx*

Information Provided By **Goldstar Software Inc.**

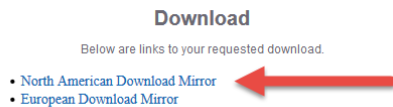
<http://www.goldstarsoftware.com>

Server 12 SP1-Windows line. Although each install ALSO includes the Client installer, you can optionally download the Client separately, as well. This may make it easier to update the workstations in your environment.

4. If you see the Login box, then provide your Actian Web Site login information. If you forgot your password, or if you don't yet have an account, click the appropriate links on the bottom of the login window.



5. When you see the Download box, click on North American Download Mirror (unless you are located closer to the download server in Europe).



If you have any problems with this process, which is solely controlled by Actian Corporation, please contact them directly at 800-BTRIEVE for assistance.

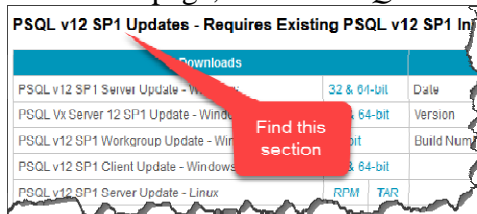
Download the Latest Update Patch (Recommended)

Actian PSQLv12 SP1 was released in July 2016, but it will be updated periodically as issues are found and fixed. If you are installing, we always recommend installing the latest and greatest code at any given point in time. These patch releases are updated every month or two, so you can also check back for additional bug fixes periodically.

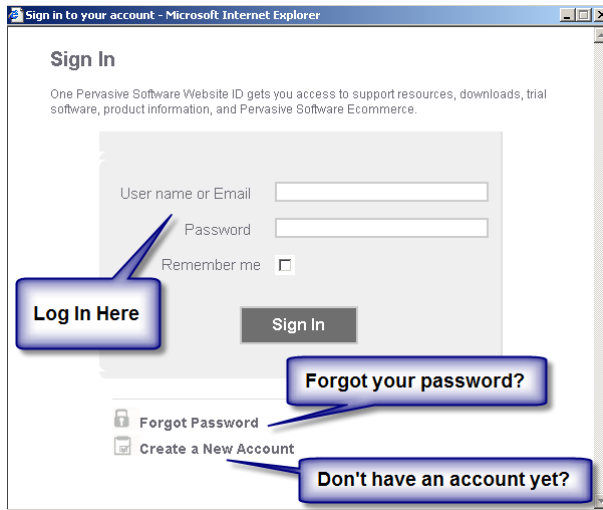
1. Use your web browser to go to www.pervasivedb.com and click on the link for PSQLv12.



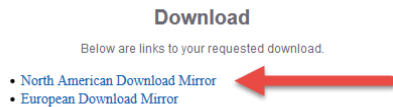
2. In the next page, find the *PSQL v12 SP1 Updates* section.



3. Now, download the appropriate version. If you are running the Workgroup Engine, click on the blue **32-bit** link next to the *PSQL v12 SP1 Workgroup Update*. If you are running a PSQL v12 Server Engine, click on the blue **32 & 64-bit** link next to the *PSQL v12 SP1 Server Update* line. If you are running a PSQL Vx Server 12 Engine, click on the blue **32 & 64-bit** link next to the *PSQL Vx Server 12 SP1 Update* line. For any machines that have the PSQL Client instead of an engine, download the *PSQL v12 SP1 Client Update* instead.
4. If you see the Login box, then provide your Actian Web Site login information. If you forgot your password, or if you do not yet have an account, click the appropriate links on the bottom of the login window.



5. When you see the Download box, click on North American Download Mirror (unless you are located closer to the download server in Europe).



6. If you are running more than a single-user system, you should ALSO download the *PSQL v12 SP1 Client Update* and apply this to each workstation as well.

If you have any problems with this process, which is solely controlled by Actian Corporation, please contact them directly at 800-BTRIEVE for assistance.

If you are not comfortable with this process, we do offer a complete set of installation services to handle your entire installation remotely at a fixed price, or on-site (for mission-critical systems). For more information, contact us at 1-708-647-7665 or visit <http://www.goldstarsoftware.com>.